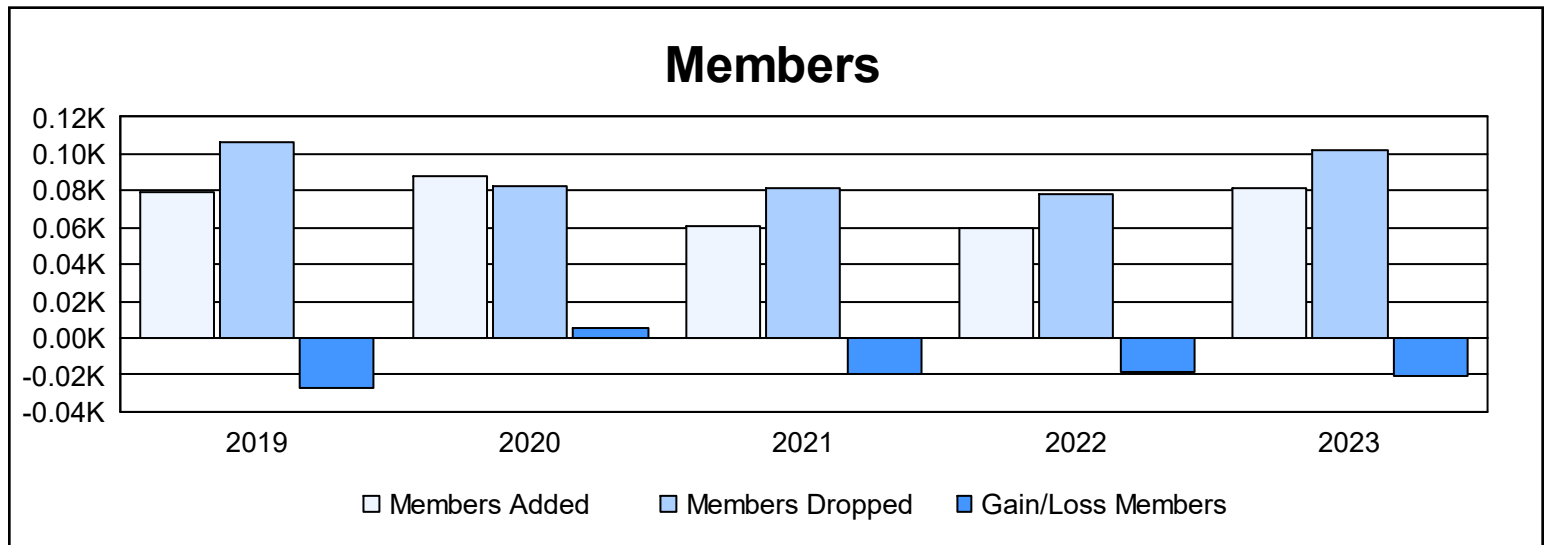
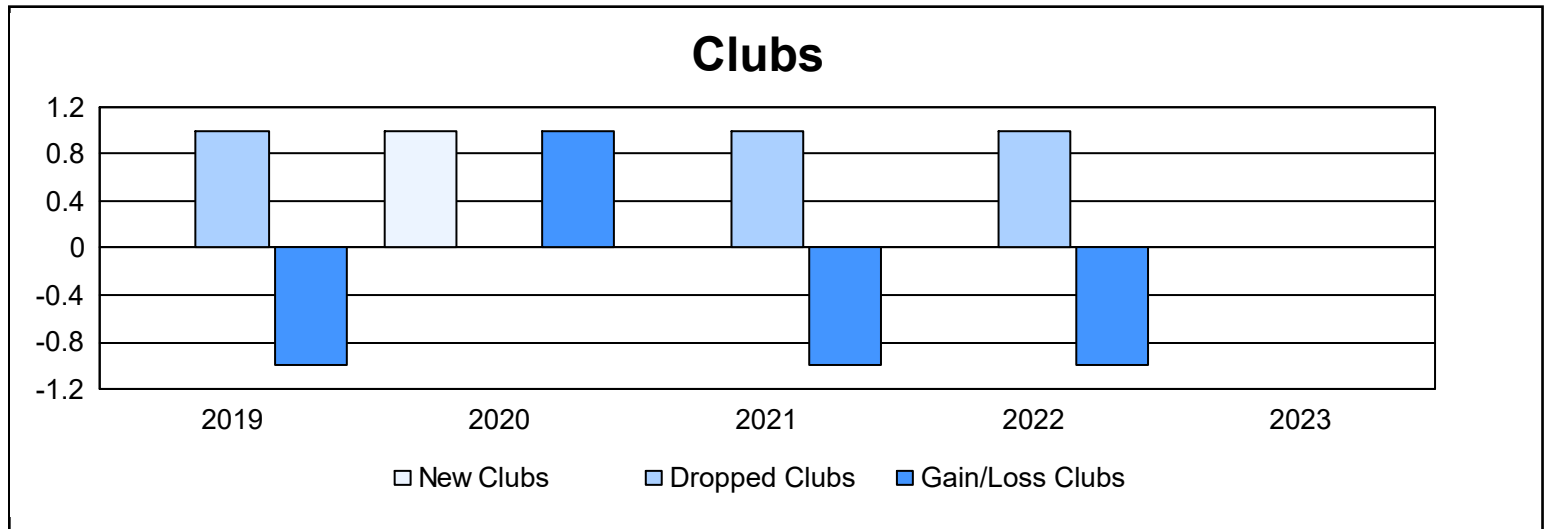
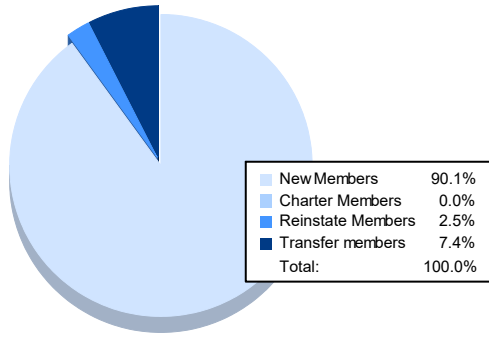


Year	New Clubs	Dropped Clubs	Gain/ Loss Clubs	New Members	Charter Members	Reinstate Members	Transfer Members	Total Member Added	Total Members Dropped	Gain/ Loss Members
2018-2019	0	1	-1	75	0	1	3	79	106	-27
2019-2020	1	0	1	57	24	0	7	88	83	5
2020-2021	0	1	-1	58	0	1	2	61	81	-20
2021-2022	0	1	-1	56	0	1	3	60	78	-18
2022-2023	0	0	0	73	0	2	6	81	102	-21
<b>Average</b>	<b>0</b>	<b>1</b>	<b>0</b>	<b>64</b>	<b>5</b>	<b>1</b>	<b>4</b>	<b>74</b>	<b>90</b>	<b>-16</b>



### Membership Composition June 2023 Cumulative



### Gender Composition June 2023 Cumulative

